



Inline Series 6200 Front/Back

Custom System

The Challenge

An East Coast orange juice bottler needed a labeling system to accurately and quickly apply decorative front and back labels to its gallon size clear jug containers. Previously, the customer's containers were being labeled using an existing labeling system from a competitive manufacturer. However, since the customer was making the switch from applying labels to filled containers to labeling empty containers, a system with airfill capability was a much-needed feature. In addition to higher labeling speeds, tight label placement tolerance, and the need to label empty containers, the customer also needed the capability of rejecting bottles that did not meet their criteria prior to them reaching the filler.

The Solution

Label-Aire's solution was to outfit its stainless steel/cabinet based Inline Series 6200 labeling system with a pair of Label-Aire 3125 applicators with 10" wide roll label capability to handle the large front and back bottle labels. These wipe-on applicators provide label placement accuracy to within $\pm 1/32"$ (.8 mm) and like the 6200's rugged design, can handle the toughest work environments. Because the thin-walled containers will be empty at the point of label application, the 6200's airfill capability gives each bottle the rigidity needed for smooth and accurate labeling. In addition to an FDA-approved top hold down belt and a static eliminator, this particular 6200 labeling system also came equipped with a vision system to inspect absence of label on product, label skew, label placement accuracy, or incorrect label on product. If any of these are detected, the 6200's custom auto eject system will remove the empty container from the line prior to reaching the filler. By utilizing the rugged Inline Series 6200 labeling system and outfitting it with an array of optional and custom features, the customer was able to accurately apply labels to empty containers at high speeds (up to 100 cpm) while preventing the filling of mislabeled containers. The results are reduced downtime and more importantly, increased savings.

Headquarters

550 Burning Tree Road, Fullerton, CA 92833 USA

o 714.449.5155
f 714.526.0300
e info@label-aire.com
w www.label-aire.com

Distributed by:

MPI Label Systems
866-364-3585
www.mpilabels.com
info@mpilabels.com

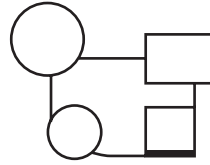
Case Study

Handing & Attitudes

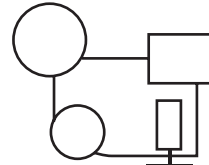
Applicator Handing

The hand of the applicator remains the same regardless of which side of the conveyor it is located on or how it is positioned (i.e., upside down).

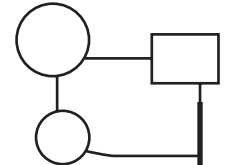
Right Hand



Blow-On

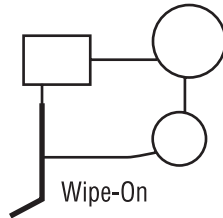


Tamp Blow

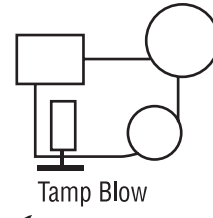


Wipe-On

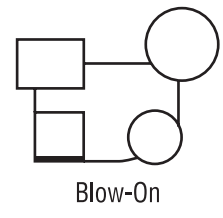
Left Hand



Wipe-On



Tamp Blow

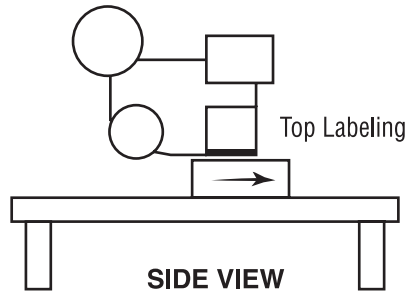


Blow-On

Applicator Attitudes

Attitude generally determines the orientation or location of controls, gauges, tubing, decals, supports, etc. Be sure to specify attitude whenever possible.

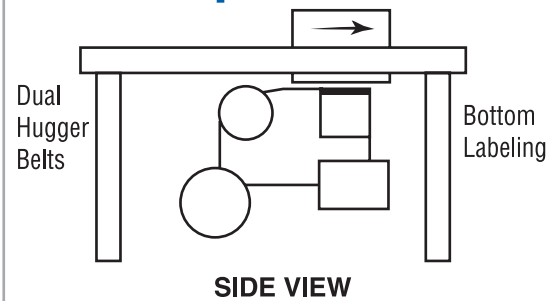
Upright & Above



Top Labeling

SIDE VIEW

Bottom Up

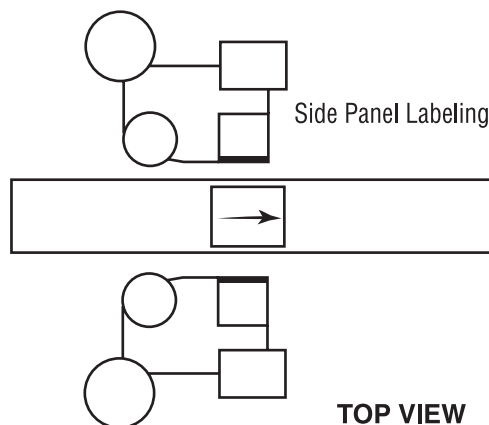


Dual Hugger Belts

Bottom Labeling

SIDE VIEW

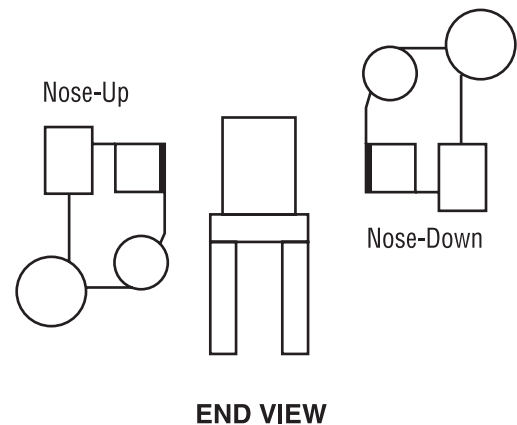
Reels Up



Side Panel Labeling

TOP VIEW

Nose-Up/Nose-Down



Nose-Up

Nose-Down

END VIEW

Europe

Sjællandsvej 27A
DK-9500 Hobro, Denmark

o +45.9657.0063
f +45.9657.0064
e info@label-aire.com
w www.label-aire.com

Asia

No. 10, Lane 228, Taisi S. Road
Longjing Township
Taichung County 434, Taiwan

o +886.4.2395.5684
f +886.4.2395.8007
e info@label-aire.com
w www.label-aire.com

Have a Label-Aire Authorized
Distributor contact you.
Visit www.label-aire.com.

